

Tutorial on Joining the NECC 2006 Caching Community on Wikispaces

Start by going to <http://necccaching.wikispaces.com/>



Click on “Join” in the upper right hand corner. You will see the following screen:

If you are already a member of Wikispaces, click on the words “Already a member?” just above the data entry form.

Otherwise, enter the following information in the form

Username – can be anything, it will identify you to the other participants

Email Address – an email used to confirm your membership

Password – more than 6 characters

Create a Space? – leave it checked as “No”

Click the “Join” button. You will see the following message:

Confirm Account

We have created your account on Wikispaces. You're almost done:

1. Check Your Email

We just sent you an email at sandyfrance@juno.com.

2. Click On The Link

Click on the confirmation link in the email and you'll be signed in and ready to use Wikispaces. When you come back in the future, you can sign in using your username (**SLPsandiego**) or email address and your password.

Didn't Get Our Email?

If for any reason you don't see our email in your inbox, drop us a note at help@wikispaces.com and we'll resend the confirmation code. Please also check your 'Spam' folder, as our confirmation messages sometimes end up there.

Goto your email account and check for an email from Wikispaces. It will look like the following:

```
Welcome to Wikispaces. Your account has been created:

Username          SLPsandiego
Email              sandyfrance@juno.com

Please visit the link below to sign in for the first time:

http://www.wikispaces.com/\*/user/confirm/SLPsandiego?h=4852e2c126788538a99e3103293d066c ←

If the above line does not appear as a link, please <a href="http://www.wikispaces.com/*/user/confirm/SLPsandiego?h=4852e2c126788538a99e3103293d066c"&quot; use this alternate link</a>.

As a member, you can now create new spaces by clicking 'Make a New Space' on the front page. If you've already created a space, it will be listed on the left side of the home page under 'My Spaces'.

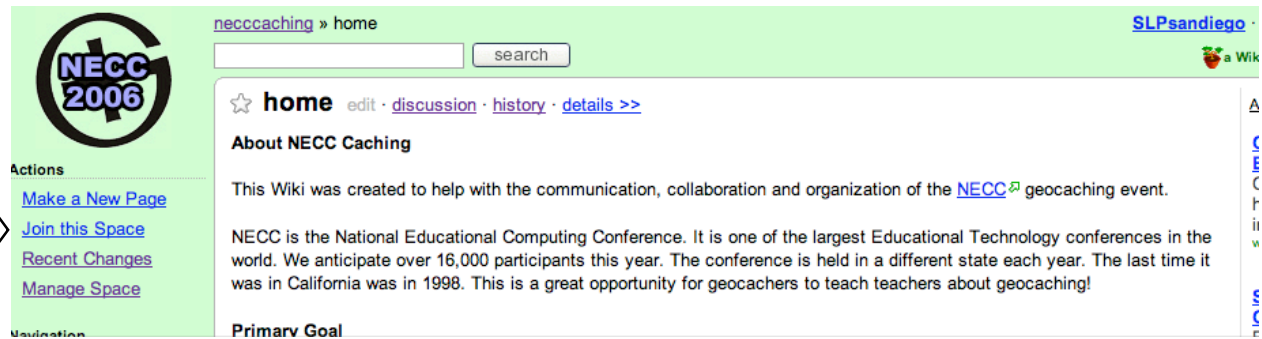
Thanks,
The Wikispaces Team
help@wikispaces.com
```

Click on the link as instructed in the email. It will take you to a welcome screen at Wikispaces:



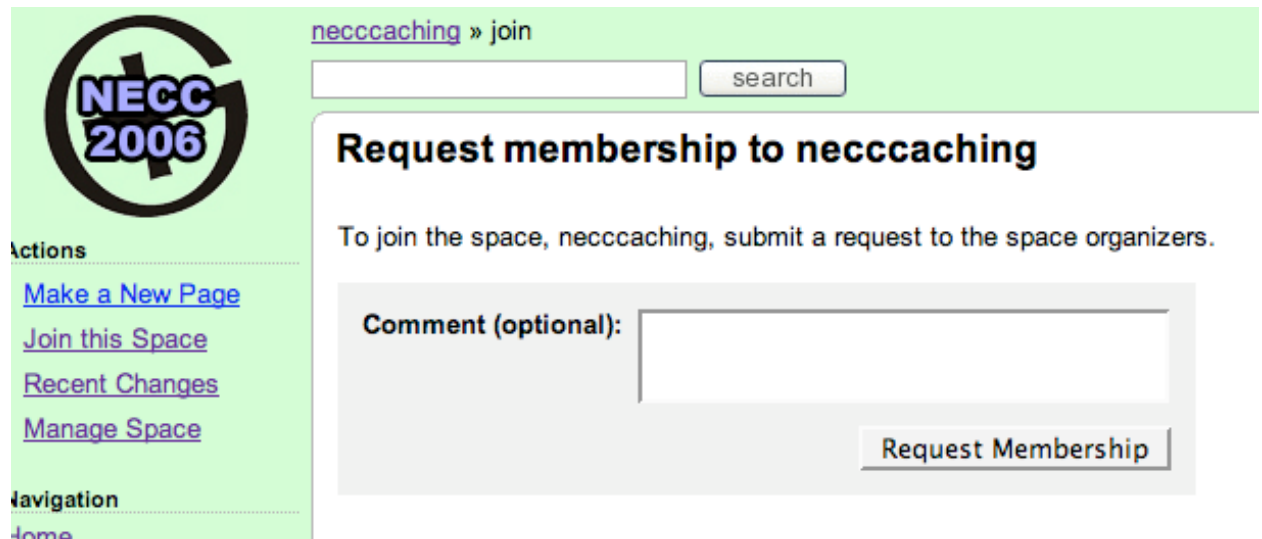
The screenshot shows the Wikispaces welcome page. At the top left is the Wikispaces logo. On the top right, there are links for 'SLPsandiego', 'Settings', 'Help', and 'Sign Out'. A yellow banner in the center says 'Welcome to Wikispaces!'. Below the banner, there are three main action buttons: 'Create pages', 'Edit together', and 'Build community'. To the right of these buttons, there are two sections: 'Public Spaces' with a search bar and 'Active Spaces' with a list of spaces. The 'Active Spaces' section shows a bar chart and lists spaces like 'sr4gangers' with 1523 edits and 'amadlandawonye' with 1319 edits.

Go back to the NECCcaching link: <http://necccaching.wikispaces.com/>

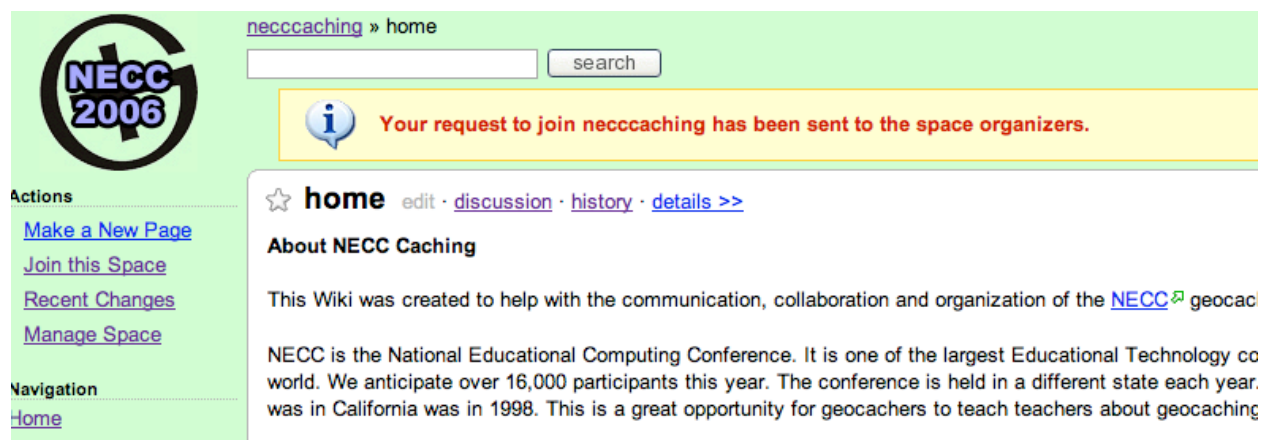


This time you are logged in (you will see your username in the upper right corner).

Click on “Join this Space” in the left Action Panel



Enter an optional comment, then click on “Request Membership”



Your request has been sent to the space organizers. Check for an email letting you know that your request was granted.

When you get a message that looks like the following, you know your membership has been approved.

Read Message

From : help@wikispaces.com |  [Save to Address Book](#)

To : sandyfrance@juno.com

Subject : Wikispaces request to join necccaching approved

Date : Sun, Mar 26, 2006 12:44 PM

[Reply](#)

[Reply All](#)

[Forward](#)

[Delete](#)

[Report Junk](#)

Move message to... ▾

You have been added as a member of the necccaching space.

Visit the space at:

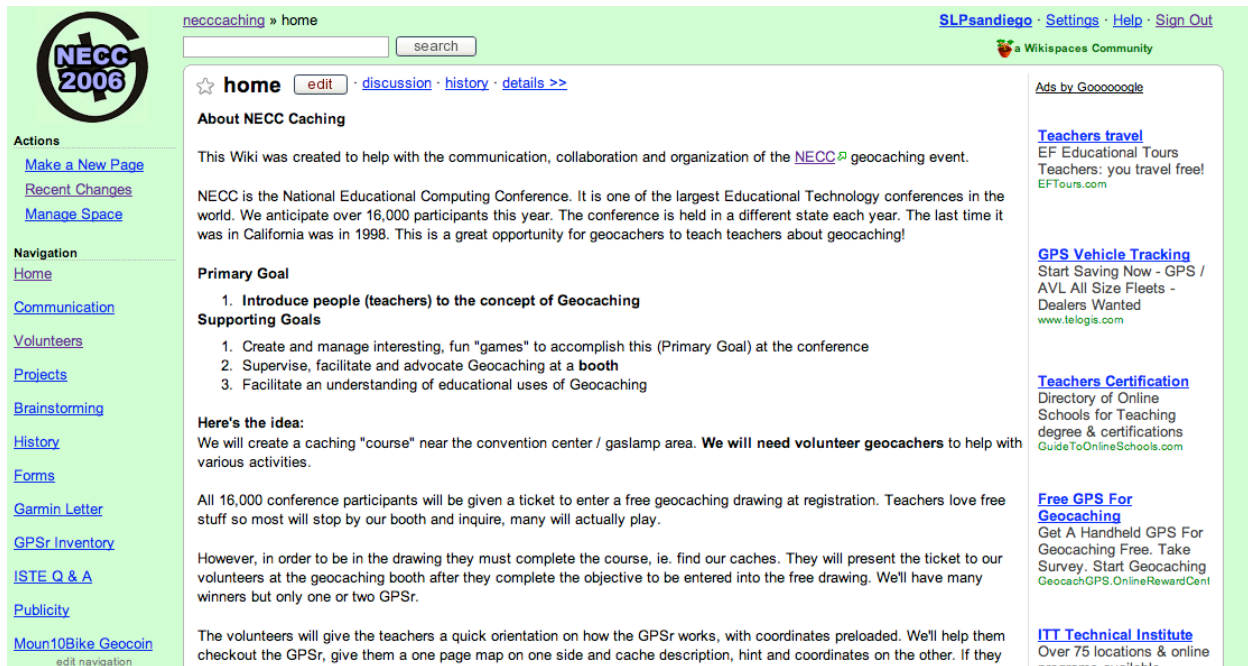
<http://necccaching.wikispaces.com/>



The Wikispaces Team

help@wikispaces.com

Click on the shortcut in the email message to go directly to NECCcaching.



necccaching » home

SLPsandiego · Settings · Help · Sign Out

Wikispaces Community

home edit · discussion · history · details >>

About NECC Caching

This Wiki was created to help with the communication, collaboration and organization of the [NECC](#) geocaching event.

NECC is the National Educational Computing Conference. It is one of the largest Educational Technology conferences in the world. We anticipate over 16,000 participants this year. The conference is held in a different state each year. The last time it was in California was in 1998. This is a great opportunity for geocachers to teach teachers about geocaching!

Primary Goal

1. Introduce people (teachers) to the concept of Geocaching

Supporting Goals

1. Create and manage interesting, fun "games" to accomplish this (Primary Goal) at the conference
2. Supervise, facilitate and advocate Geocaching at a booth
3. Facilitate an understanding of educational uses of Geocaching

Here's the idea:

We will create a caching "course" near the convention center / gaslamp area. **We will need volunteer geocachers** to help with various activities.

All 16,000 conference participants will be given a ticket to enter a free geocaching drawing at registration. Teachers love free stuff so most will stop by our booth and inquire, many will actually play.

However, in order to be in the drawing they must complete the course, ie. find our caches. They will present the ticket to our volunteers at the geocaching booth after they complete the objective to be entered into the free drawing. We'll have many winners but only one or two GPSr.

The volunteers will give the teachers a quick orientation on how the GPSr works, with coordinates preloaded. We'll help them checkout the GPSr, give them a one page map on one side and cache description, hint and coordinates on the other. If they

Teachers travel!
EF Educational Tours
Teachers: you travel free!
EFTours.com

GPS Vehicle Tracking
Start Saving Now - GPS / AVL All Size Fleets - Dealers Wanted
www.telogs.com

Teachers Certification
Directory of Online Schools for Teaching degree & certifications
GuideToOnlineSchools.com

Free GPS For Geocaching
Get A Handheld GPS For Geocaching Free. Take Survey. Start Geocaching
GeocachGPS.OnlineRewardCent

ITT Technical Institute
Over 75 locations & online programs available

You now have full access to the NECC 2006 Caching Wikispaces. Welcome! Add your name to the Volunteers page and join in the discussion.